

Carta de colores / *Colours Chart*

 <p>Old Brick Full Tint</p>	 <p>Old Brick Half Tint</p>	 <p>Old Brick Quarter Tint</p>
 <p>Sandstone Full Tint</p>	 <p>Sandstone Half Tint</p>	 <p>Sandstone Quarter Tint</p>
 <p>Charcoal Full Tint</p>	 <p>Charcoal Half Tint</p>	 <p>Charcoal Quarter Tint</p>
 <p>White Full Tint</p>	 <p>White Half Tint</p>	 <p>White Quarter Tint</p>





StencilTrans

Superficies decorativas para asfalto y hormigón



C/ Joaquín Sorolla 70 Pol. Ind Santa Ana
28522 Rivas Vaciamadrid (Madrid)
Telf. 91 499 20 80 - Fax. 91 301 16 12

Email: info@transaco.es
www.transaco.es

Sistema StencilTrans / *StencilTrans system*

Con el nuevo sistema StencilTrans puede transformar, reparar o restaurar un suelo aburrido en una bonita superficie con el aspecto de azulejo, ladrillo, pizarra o piedra.

StencilTrans new system transforms, repairs or restores a plain floor into a beautiful surface that looks like tile, brick, slate or stone, by means of paper stencils.

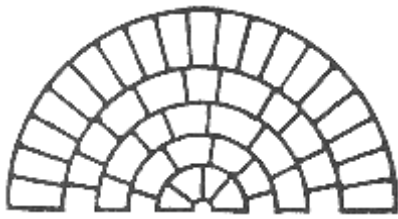


Proceso / Process

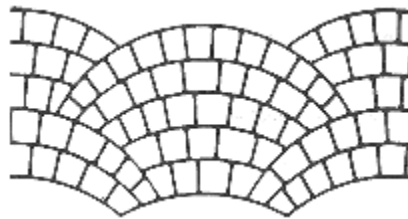
- 1- Aplicación de la base / *Base coat application* : ref. CF295B o CF736B
- 2- Colocación de la plantilla / *Stencil applied*
- 3- Aplicación del color / *Colour coat applied* : ref. PC301
- 4- Retirada de la plantilla / *Stencil removed*
- 5- Limpieza de restos / *Debris removed with mechanical blower*
- 6- Resultado / *Completed application*



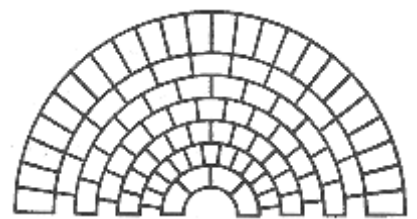
Modelos / Patterns



Cobble Circle



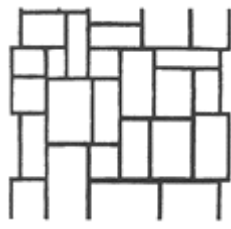
Fish Scale



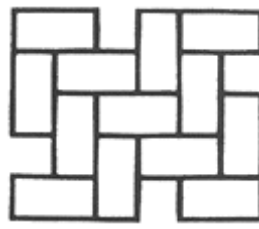
Large Circle



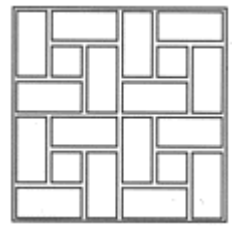
Flagstone



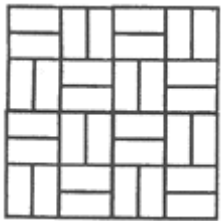
Ashlar Slate



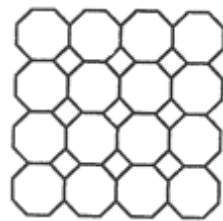
Herringbone



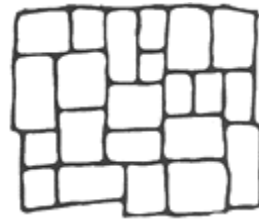
Pinwheel




Basket Weave




Diamond Tile



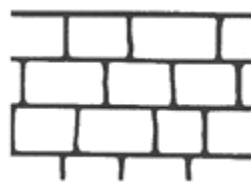
Old English Cobblestone



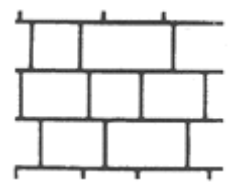
Square Tile



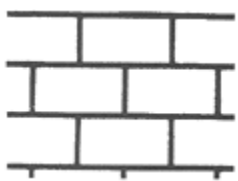
Mock Herringbone



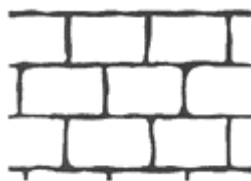
Random Blue Stone



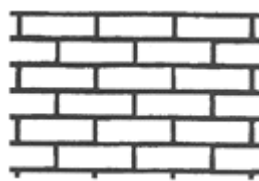
Jumbo Brick



Running Bond



Rustic Brick



Face Brick



Stacked Bond



SOLDIER COURSE



COBBLE HEADER

